



Housing Die cast aluminium body **Painting** Polyester powder coated in black **Diffuser** Clear toughened safety glass **Cable entry** Silicone rubber grommet **Gasket** Weatherproof and durable silicone rubber **Fastening** All external screws are made of stainless steel **Mounting** Surface to wall (Aluminium bracket for ease installation)

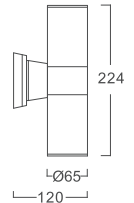
*See photometric data on page 260



WMD 020**

 **MR16/GX5.3**
 2x20W 35W 50W

 **PAR16/GU10**
 2x50W



**Remote transformer in waterproof box for MR16 lamp (Control Gear)



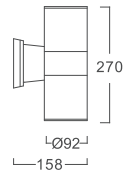
WMD 021

 **GLS/E27**
 2x60W


 **MR16/GX5.3**
 2x20W 35W 50W


 **PAR16/GU10**
 2x50W

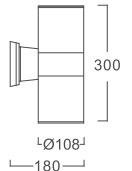
 **PAR20/E27**
 2x50W




WMD 022

 **PAR30/E27**
 2x75W 100W

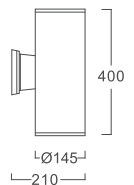
 **TCT-EL /E27**
 2x5W 8W 11W
 (Max length 117 mm.)




WMD 023

 **PAR38/E27**
 2x100W 120W

 **TCT-EL/E27**
 2x11W 15W 20W
 (Max length 155 mm.)



Waterproof box**



Installation Guide

