

# LED Surface Square/Multi Downlight

LUMAX

 TIS SSPL121

## Application

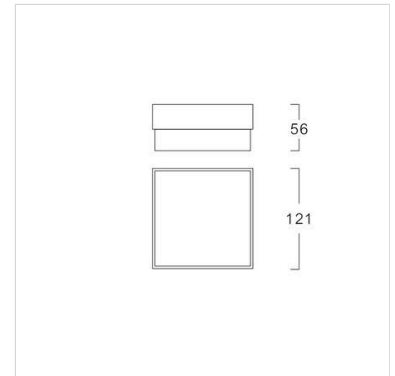

Surface downlight is designed to use for office buildings, shopping centers, convenience stores, modern trade stores, discount stores, hotels, restaurants, residences, recreational centers, museums, etc.

## Specification


<b>Housing</b>	Aluminium body
<b>Finishing</b>	Powder coated in white
<b>Mounting</b>	Surface
<b>Power</b>	12W
<b>Light Source</b>	LED MODULE
<b>Colour Temperature</b>	3000/4000/6500K (Tunable switch)
<b>Lamp Output</b>	70 lm/W
<b>Control Gear</b>	Built-in driver
<b>Power Supply</b>	220-240VAC, 50Hz
<b>Luminaire Lifetime</b>	30,000 hrs.
<b>Equivalent</b>	CFL 14-18W

## Ordering Data

Model	Watt
SSPL121/WH-12LED/3K,4K,6.5K-XXXD(CURVE)	12 W



## Related Products



LED MODULE