

# LED IP Surface Downlight



## TIS ISSL1010

### Application

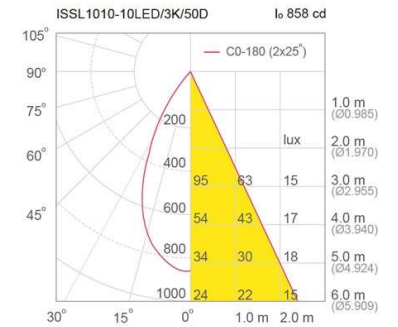
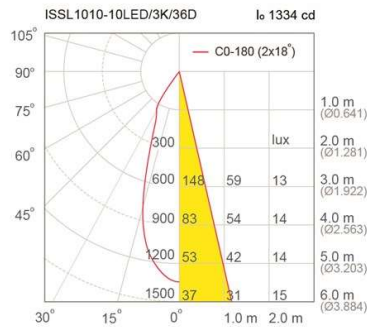
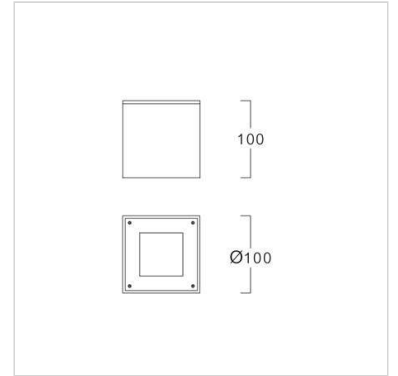
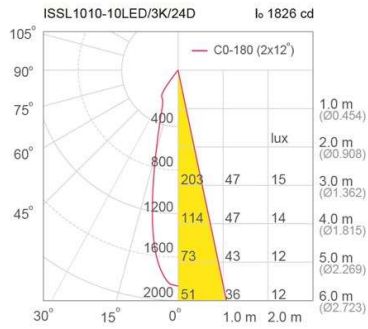
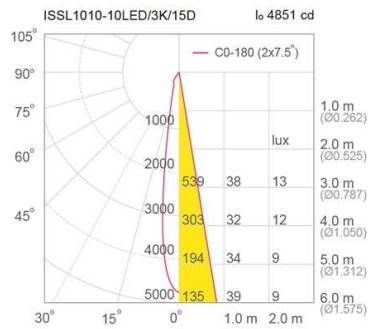
Surface downlight is designed to use for office buildings, shopping centers, convenience stores, modern trade stores, discount stores, hotels, restaurants, residences, recreational centers, museums, etc.

### Specification

<b>Housing</b>	Die-cast and extruded aluminium
<b>Finishing</b>	Powder coated in black
<b>Mounting</b>	Ceiling
<b>Power</b>	10W
<b>Light Source</b>	LED-COB
<b>Colour Temperature</b>	3000/4000/5000K
<b>CRI</b>	>90/ >90/ >80
<b>Lamp Output</b>	1120/1215/1290 lm
<b>Luminaire Output</b>	662/715/761 lm *
<b>Beam Angle</b>	15/24/36/50 Degree
<b>Control Gear</b>	Built-in driver
<b>Power Supply</b>	220-240VAC, 50Hz
<b>Power Factor</b>	>0.9
<b>Insulation Class</b>	I
<b>IP Rating</b>	65
<b>LED Lifetime</b>	40,000 hrs.
<b>Equivalent</b>	10W : PAR30 35W
<b>Remarks</b>	Install on ceiling only * Value at 24 degree

### Ordering Data

Model	Watt
ISSL1010/BK-10LED	10W



### Related Products



ISDL1010-10W

ISDL1515-23/30W

ISSL1515-23/30W

ISDL2020-40/44W



ISSL2020-40/44W