

LED IP Surface Downlight



TIS ISDL1215

Application

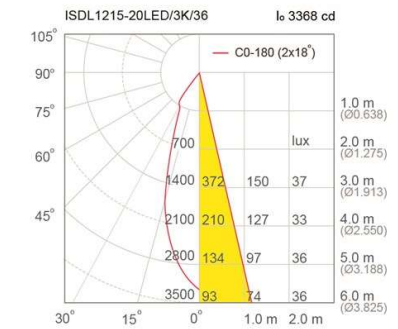
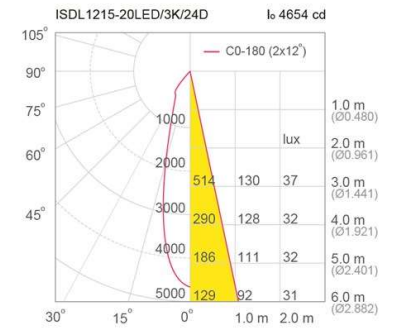
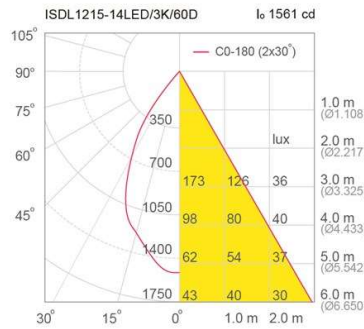
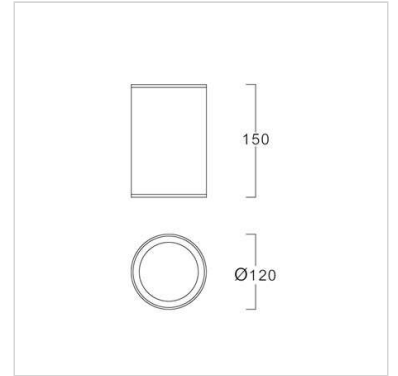
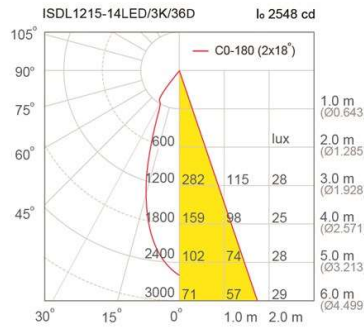
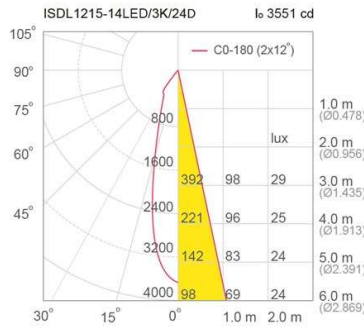
Surface downlight is designed to use for office buildings, shopping centers, convenience stores, modern trade stores, discount stores, hotels, restaurants, residences, recreational centers, museums, etc.

Specification

Housing	Die-cast and extruded aluminium
Finishing	Powder coated in white or black
Mounting	Ceiling
Power	14/20W
Light Source	LED-COB
Colour Temperature	3000/4000/5000K
CRI	>90/ >90/ >80
Lamp Output	14W : 1540/1660/1805 lm 20W : 2200/2370/2575 lm
Luminaire Output	14W : 1305/1409/1527 lm * 20W : 1704/1840/1994 lm *
Beam Angle	24/36/60 Degree
UGR	<19
Control Gear	Built-in driver
Power Supply	220-240VAC, 50Hz
Power Factor	>0.9
Insulation Class	I
IP Rating	65
LED Lifetime	40,000 hrs.
Equivalent	14W : PAR30 75W 20W : MH 20W
Remarks	Install on ceiling only * Value at 24 Degree

Ordering Data

Model	Watt
ISDL1215/WH-14LED	14W
ISDL1215/WH-20LED	20W



Related Products

