

LED Recessed Downlight



TIS RAL127E

Application

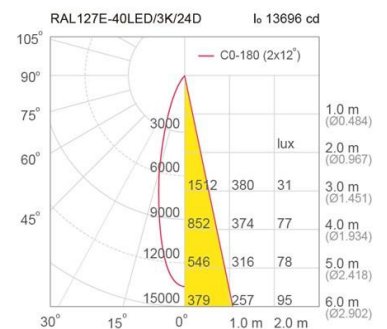
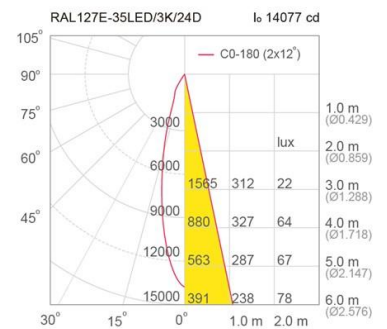
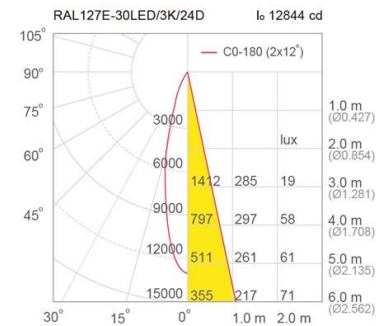
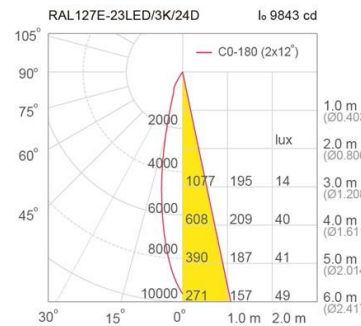
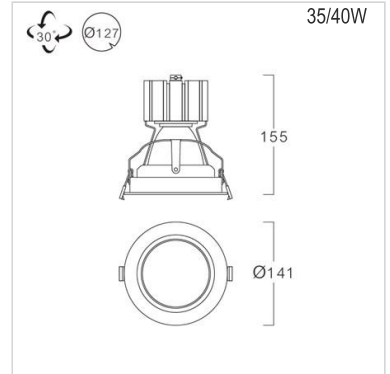
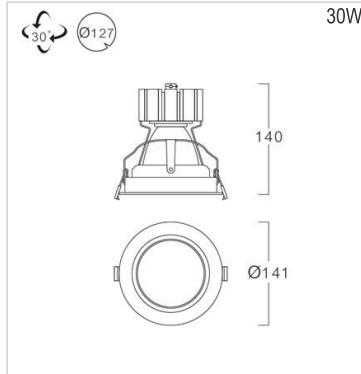
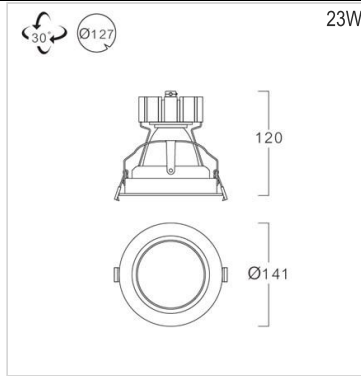
Recessed downlight is designed to use for office buildings, shopping centers, convenience stores, modern trade stores, discount stores, hotels, restaurants, residences, recreation centers, museums, etc.

Specification


Housing	Die-cast aluminium
Finishing	Powder coated in white / black
Reflector	Anodized aluminium
Mounting	Recessed
Power	23/30/35/40W
Light Source	LED-COB
Colour Temperature	3000/4000/5000K
CRI	>90/ >90/ >80
Lamp Output	23W : 2635/2845/3090 lm 30W : 3500/3770/4015 lm 35W : 3940/4245/4520 lm 40W : 4665/4995/5270 lm
Luminaire Output	23W : 2204/2380/2579 lm* 30W : 3110/3359/3577 lm* 35W : 3403/3675/3913 lm* 40W : 3919/4193/4428 lm*
Beam Angle	14/24/36/45/60 Degree
UGR	<19
Control Gear	Separate driver
Power Supply	220-240VAC, 50Hz
Power Factor	>0.9
Insulation Class	I
IP Rating	20
Luminaire Lifetime Equivalent	40,000 hrs 23W : MH 35W 30W : MH 70W 35W : MH 100W 40W : MH 100W
Remarks	*Value at 24 Degree

Ordering Data

Model	Watt
RAL127E/WH-23LED	23W
RAL127E/WH-30LED	30W
RAL127E/WH-35LED	35W
RAL127E/WH-40LED	40W



Related Products



Honey comb



Hood



RAL150E-23/30/35/40W

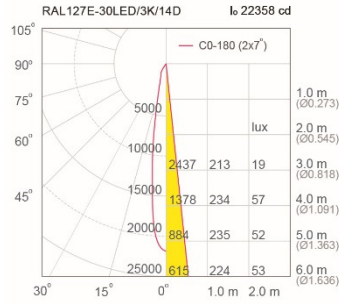
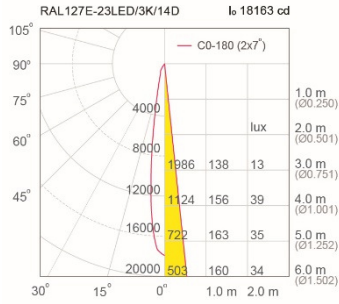


RAL127D/E-23/30/35/40W

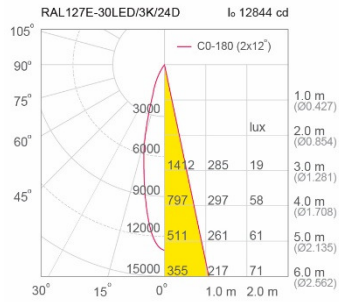
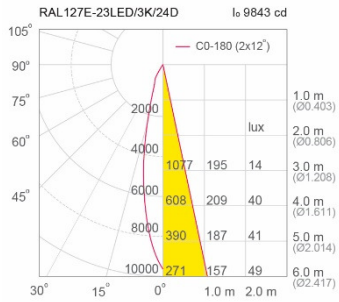
23W

30W

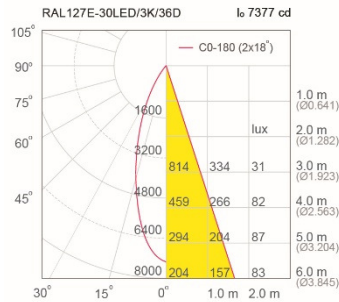
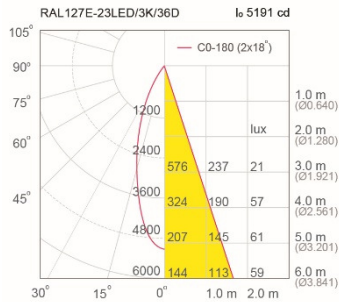
14D



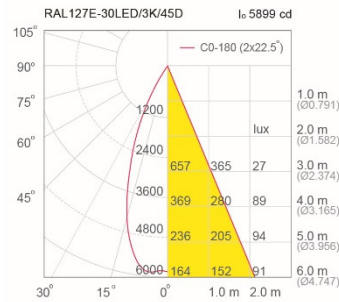
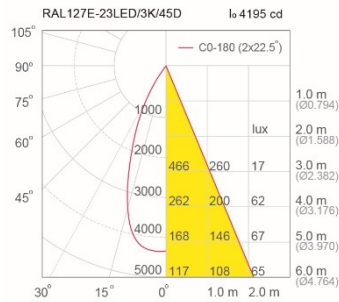
24D



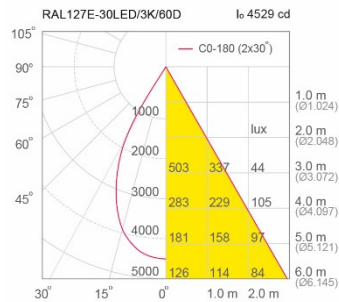
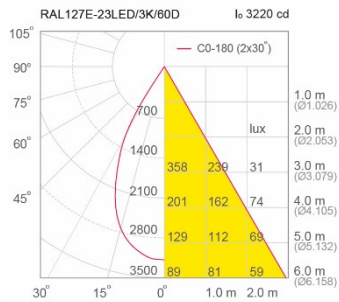
36D



45D



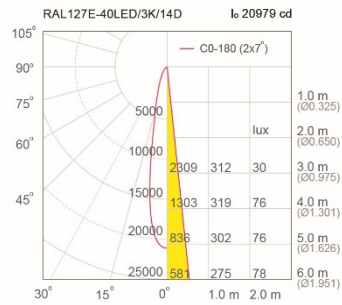
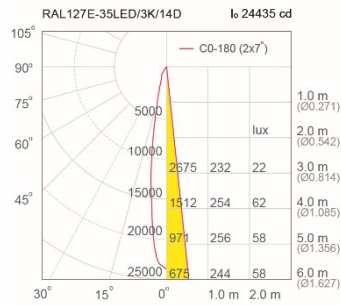
60D



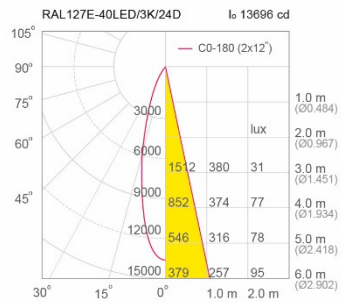
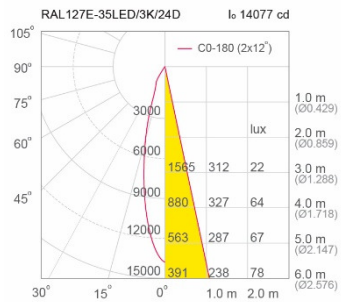
35W

40W

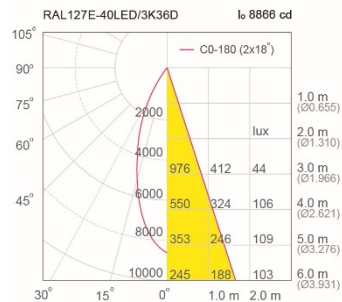
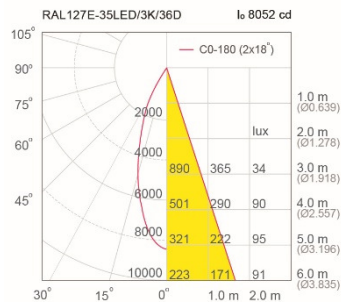
14D



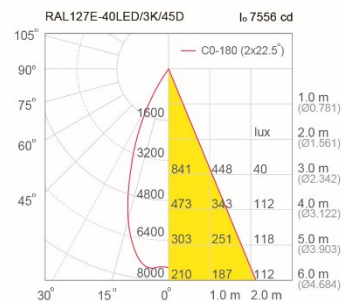
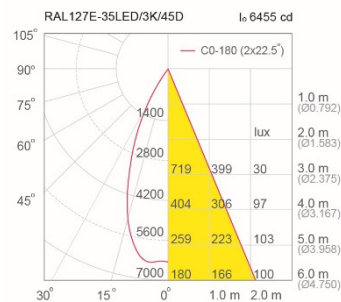
24D



36D



45D



60D

