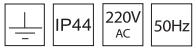


**Diffuser** Opalescent acrylic globe (PMMA) **Fastening** All external screws are made of stainless steel **Mounting** Surface to border by high quality acrylic base (PMMA)



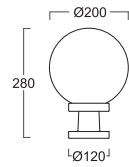
### BDR 608



GLS/E27  
25W



TCT-EL/E27  
11W 15W  
(Max length 140 mm.)



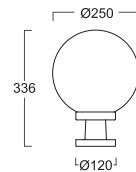
### BDR 610



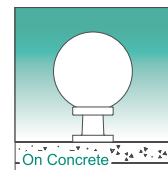
GLS/E27  
25W



TCT-EL/E27  
11W 15W 20W  
(Max length 155 mm.)



Installation Guide



**Housing** Die-cast aluminium top, corrosion resistant painted steel pole **Diffuser** Clear or frosted glass **Painting** Polyester powder coated in black **Fastening** All external screws are made of stainless steel **Control gear** Integral control gear **Mounting** Surface to border by steel base plate



### BDR 011



GLS/E27  
60W 100W



TCT-EL/E27  
15W 20W  
(Max length 155 mm.)



TCD/G24d-x  
13W 18W 26W



HPS-E-I/E27  
70W



MH/E27  
70W



MV/E27  
80W

