

SLS3144



LED FLOOD LIGHT

SLS3144 LED Floodlight is an energy efficient and high performing external luminaire with a performance output of over 120 lm/W and full range symmetrical and asymmetrical light distribution. Along with its compact design, it offers flexible mounting options and easy installation. suitable for general flood light, exterior lighting, billboard light car park or facade lighting.



Material :

Die cast aluminum housing and toughened glass, finished with powder coated

Finishing :

UV-resistant polyester exterior powder-coating

Driver :

Intergrated driver 48 Vdc constant voltage with thermal and overload protection, Surge immunity L-N 6 KV

Life Time : 50,000 hours, L70 @ 25°C

Ambient Temperature : -25°C ~ 50°C

IP Rating : 66 **THDi :** < 15%

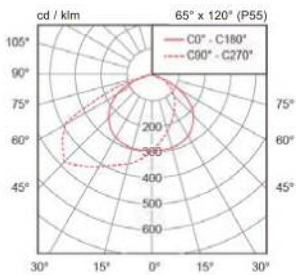
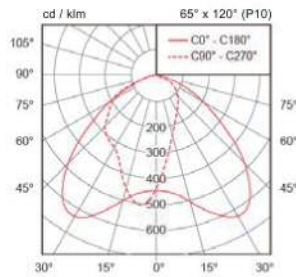
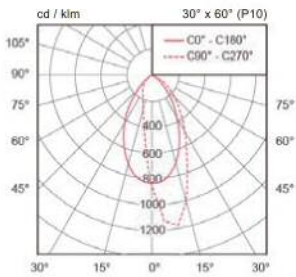
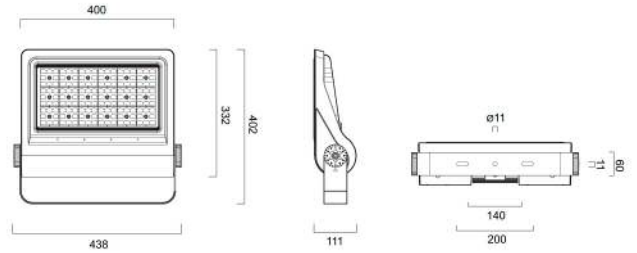
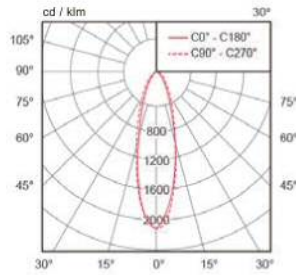
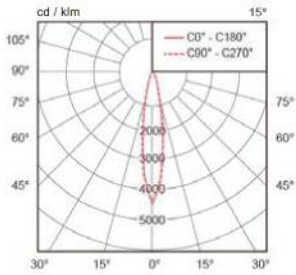
Ra : ≥ 80 **Power Factor :** 0.9

Factory Supplied Cable :

3C x 1 m², L = 2.00 m (Monochrome)
3C x 1 m², L = 1.00 m for power and
2C x 0.5 mm², L = 1.00 m for signal (RGBW,
Dynamic White)

Control : on-off, 0-10V, DMX

Weight (kg) : 7.5 kg



Accessories



2-Way



3-Way



Junction Box

Junction Connector

Model	Watt	CCT. (K)	Beam Angle	Color	Input (V)
SLS3144	100W	3000K, 4000K, 5700K (12000lm)	15°	Black	220 Vac
	150W	3000K, 4000K, 5700K (18000lm)	30°	White	
	200W	3000K, 4000K, 5700K (23000lm)	30° x 60° (polarized light 10°)		
	240W	3000K, 4000K, 5700K (26400lm) RGBW (14400lm)* Dynamic White (2700K-6500K) (24000lm)*	65° x 120° (polarized light 10°) 65° x 120° (polarized light 55°)		

Note RGB, RGBW, Dynamic White available in only 150W and 240W
 65° x 120° (polarized light 10°) available in only monochrome
 * Lumen refers to 240W model