

# LED Recessed Linear



## TIS LINE R

### Application

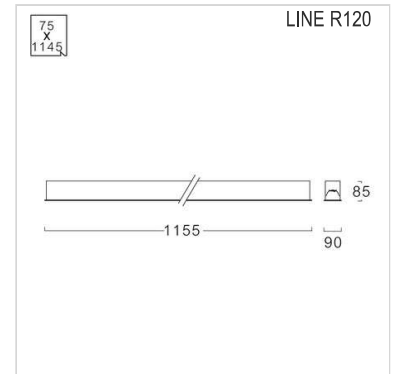
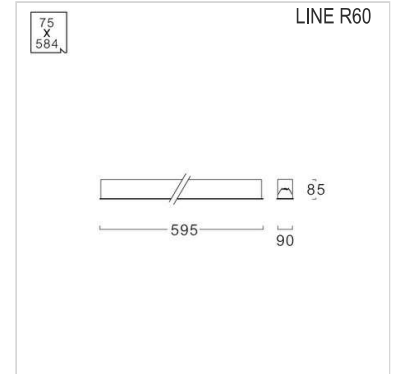
This luminaire is designed to use for office buildings, schools, storage areas, hospitals, and other working areas where is required highly uniformity illumination, etc.

### Specification


<b>Housing</b>	Extruded aluminium
<b>Finishing</b>	Powder coated in white
<b>Diffuser</b>	Acrylic (PMMA)
<b>Mounting</b>	Recessed
<b>Power</b>	R60 : 11/14/16/19W R120 : 22/28/32/38W
<b>Light Source</b>	LED Module
<b>Colour Temperature</b>	3000/4000/6500K
<b>Luminaire Output</b>	R60 : 11W : 1150 lm, 14W : 1450 lm R60 : 16W : 1700 lm, 19W : 1950 lm R120 : 22W : 2300 lm, 28W : 2900 lm R120 : 32W : 3400 lm, 38W : 3900 lm
<b>Control Gear</b>	Built-in driver
<b>Power Supply</b>	220-240VAC, 50Hz
<b>Power Factor</b>	>0.9
<b>Insulation Class</b>	I
<b>IP Rating</b>	20
<b>Luminaire Lifetime</b>	30,000 hrs.
<b>Remarks</b>	Option 1. Luminaire connector (Continued)

### Ordering Data


Model	Watt
LINE R60-11LED	11W
LINE R60-14LED	14W
LINE R60-16LED	16W
LINE R60-19LED	19W
LINE R120-22LED	22W
LINE R120-28LED	28W
LINE R120-32LED	32W
LINE R120-38LED	38W




### Related Products



LINE RL



LINE RT



LINE RX



Luminaire connector (continued)



LED Strip Module

